



> PRU Global Basics Fund - SGD (CASH)

Fund Objective & Strategy

The investment objective of the PRU Global Basics Fund is to invest wholly or mainly in companies operating in basic industries ('primary' and 'secondary' industries) and also in companies that service these industries. The PRU Global Basics Fund may also invest in other global equities. The sole aim of the Fund is long-term capital growth. The Manager intends to achieve this investment objective by investing all or substantially all of the assets of the PRU Global Basics Fund into the M&G Global Basics Fund which shares the same investment objective.

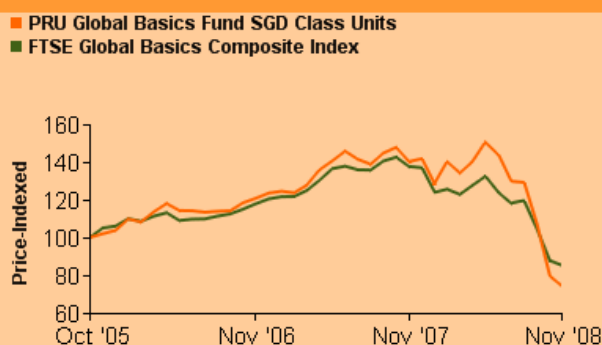
Launch Date	12 September 2005
Initial Sales Charge	Max 5%
Min. Initial Investment	SGD 1,000*
Min. Subsequent Investment	SGD 100
Annual Management Fee	1.5%^
Fund Manager	Prudential Asset Management (Singapore) Limited
Manager of Underlying Fund(s)	M&G Investment Management Limited
Benchmark	FTSE Global Basics Composite Index
Underlying Fund Size	M&G Global Basics Fund (GBP A) - GBP 2,216.0 M
Subscription Method	Cash, SRS Account
Fund Size	SGD 306.6 M
Fund Currency	SGD
CPFIS Risk Classification	Higher Risk - Narrowly Focused (Sector - Others)

Performance

Performance	Offer-Bid	Bid-Bid	Benchmark
1 month	-11.6%	-6.9%	-3.0%
3 months	-45.4%	-42.5%	-28.7%
6 months	-53.1%	-50.6%	-35.6%
1 year	-49.7%	-47.0%	-38.1%
3 years *	-11.5%	-10.0%	-6.7%
Since Inception *	-10.6%	-9.1%	-5.0%

Source: Prudential Asset Management (Singapore) Limited and M&G Investment Management Limited. S\$; net income reinvested; Offer-bid includes 5% Initial Sales Charge. *Annualised

Performance Chart



Source: Prudential Asset Management (Singapore) Limited and M&G Investment Management Limited. S\$; bid-to-bid; net income reinvested. Inception date: 18 Oct 05

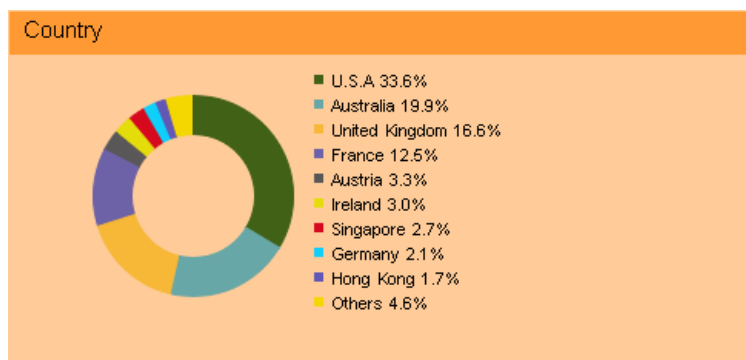
Top 10 holdings

SANTOS	5.0%
CONSTELLATION BRANDS	4.7%
COLGATE-PALMOLIVE	4.6%
UNILEVER	4.1%
TULLOW OIL	3.8%
EADS	3.8%
ANSELL	3.5%
IMERYS	3.4%
SCOTT'S MIRACLE	3.2%
DENTSPLY INTERNATIONAL	3.1%

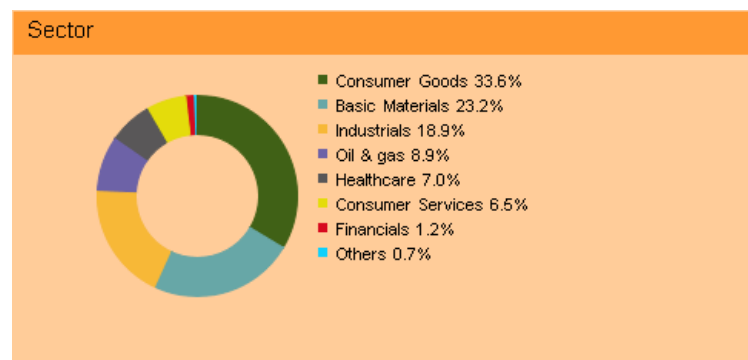
As at end October 2008

*Subject to distributor's terms and conditions.

^ Fees include management fee of 1.5% p.a. charged at the underlying M&G Global Basics Fund.



As at end October 2008



As at end October 2008

Market Overview

Anxiety over the economic downturn and its potential impact on companies' earnings growth continued to undermine investor confidence in November. Calls for financial assistance from the US car industry, fears of further write-downs at investment bank Citigroup and a change in the US Treasury's bail-out plan to focus on recapitalisation rather than the purchase of toxic loans from financial institutions, also caused uncertainty. In this environment, the Fund fell 6.9%, underperforming a fall of 3.0% from its benchmark.

The recent rally in the share price of US lawn and garden products manufacturer Scotts Miracle-Gro showed no sign of cooling in November. Anglo-Dutch consumer products giant Unilever also demonstrated its strength in the face of the harsh economic conditions. Zircon prices have remained on an upward trend, benefiting mineral sands mining group Iluka Resources. Metal prices lost further ground during the month due to unrelenting worries over the impact of high inventory levels on short-term demand. This had a knock-on effect on a range of other materials including those used in steel-making processes. In this environment, the share prices of raw material providers Lonmin, Peabody Energy and Imerys fell heavily. Shares in dairy products manufacturer Wimm-Bill-Dann Foods where we own American Depositary Receipt succumbed to negative sentiment towards the Russian stock market.

In line with our ongoing strategy of increasing the Fund's exposure to more consumer-orientated areas of the market, we made small additions to holdings in US coffee chain Starbucks, Austrian fruit processing company Agrana Beteiligungs and consumer products provider PZ Cussons.

Please note that the securities mentioned above are included for illustration purposes only. It should not be considered a recommendation to purchase or sell any particular security. There is no assurance that any securities discussed herein will remain in the portfolio of the Fund at the time you receive this material or that securities sold have not been repurchased. The securities discussed do not represent the fund's entire portfolio and in the aggregate may represent only a small percentage of the fund's portfolio holdings.

A prospectus in relation to the Fund is available and a copy of the prospectus may be obtained from the Manager and its distribution partners. Investors should read the prospectus before deciding whether to subscribe for or purchase units in the Fund. The value of units in the Fund and the income accruing to the units, if any, may fall or rise. Past performance of the Fund is not necessarily indicative of the future performance of the Fund. The prediction, projection or forecast on the economy, securities markets or the economic trends of the markets targeted by the Fund are not necessarily indicative of the future or likely performance of the Fund. An investment in the Fund is subject to investment risks, including the possible loss of the principal amount invested. Investments in unit trusts are not deposits or other obligations of, or guaranteed or insured by Prudential Asset Management (Singapore) Limited ("PAMS") (Company Reg No. 199407631H) or any of its related corporations. Investors may wish to seek advice from a financial adviser before making a commitment to invest in units of the Fund. In the event an investor chooses not to seek advice from a financial adviser, the investor should consider whether the Fund is suitable for him. Whilst the Manager has taken all reasonable care to ensure that the information contained in this document is not untrue or misleading at the time of publication, the Manager cannot guarantee its accuracy or completeness. Investors should not act on it without first independently verifying its contents. Any opinion or estimate contained in this document is subject to change without notice. PAMS and its related affiliated corporations together with their respective directors and officers may have or may take positions in the securities mentioned in this documentation and may also perform or seek to perform broking and other investment services for the corporations whose securities are mentioned in this documentation as well as other parties. PAMS and Prudential plc are not affiliated in any manner with Prudential Financial, Inc., a company whose principal place of business is in the United States of America. As at end September 2008, the Investment Manager had approximately S\$ 55.76 billion of assets under management, of which approximately S\$ 42.65 billion are discretionary funds managed in Singapore.